



HERU 90 LP EC

HERU@90 LP EC

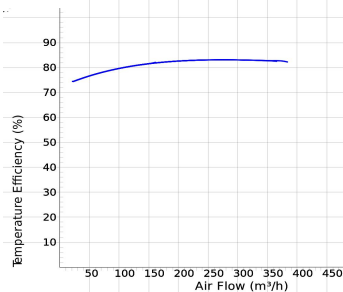
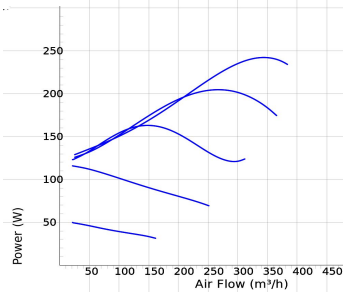
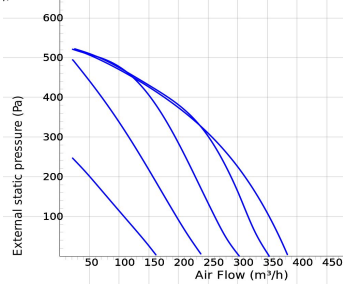
- Energy recovery unit with low profile and side connections.
- Designed for supply and exhaust air ventilation with energy recovery.
- Suitable for installation in homes, offices and other premises where there are stringent requirements on the indoor environment.
- High temperature efficiency 82%, low energy consumption (SFP), low sound level, high operating reliability and provides clean indoor air.
- Unique design minimizes all thermal bridges.
- For easy handling, the unit is remote-controlled using the wireless control unit for operation and monitoring.
- Comes prepared for Modbus communication via RS485 (accessory needed).
- Airflow is generated by two silent radial fans with EC motors and impellers with forward curved blades.
- The fans are connected with quick connectors and are very easy to remove for cleaning.
- A regenerative, non-hygroscopic, aluminum rotating heat exchanger located in the center of the unit. The heat exchanger can also be removed for cleaning.
- Comes with panel filter ISO ePM1 60% as standard, for both exhaust and supply air. The filter is very easy to change.
- Integrated controls for heating/cooling.
- Available with or without integrated electric heater.
- The unit is constructed of double-layer galvanized steel sheet with insulation in between.
- For placement in warm areas. Ideal for mounting in small spaces such as in the ceiling.
- Available in either right-hand or left-hand design.
- Can be ordered with a connection for a cooker hood. This connection is routed past the rotor to prevent cooking odors from spreading back into the premises.

Accessories

- Remote control with Modbus
- Control board
- Heater Kit Water HERU 62/70/90/95/100T, 50/90LP
- Extension cable, antenna
- Humidity sensor RH
- Carbon dioxide sensor CO2
- Room sensor
- Freeze protection sensor
- Duct sensor
- Pressure Sensor Kit
- Damper motor
- Relay pump control
- Filter Kit HERU 50/90 LP
- LDC 125
- Outside wall hood 160

NOTE!

The warranty of The HERU® is only valid if accessories/equipment (e.g. filters) from H. Östberg AB are used.



TECHNICAL DATA	8010736 HERU 90 LP EC ARC	8010737 HERU 90 LP EC ALC	8010738 HERU 90 LP EC AR	8010739 HERU 90 LP EC AL	8010740 HERU 90 LP EC CR	8010741 HERU 90 LP EC CL
Voltage	230 V	230 V	230 V	230 V	230 V	230 V
Phase	1 ~	1 ~	1 ~	1 ~	1 ~	1 ~
Frequency	50 Hz	50 Hz	50 Hz	50 Hz	50 Hz	50 Hz
Power	1170 W	1170 W	1170 W	1170 W	269 W	269 W
Power, fans	242 W	242 W	242 W	242 W	242 W	242 W
Power, heater	900 W	900 W	900 W	900 W	0 W	0 W
Current	5.9 A	5.9 A	5.9 A	5.9 A	1.99 A	1.99 A
Current, fans	1.89 A	1.89 A	1.89 A	1.89 A	1.89 A	1.89 A
Current, heater	3.91 A	3.91 A	3.91 A	3.91 A	0 A	0 A
Speed	2710 r.p.m.	2710 r.p.m.	2710 r.p.m.	2710 r.p.m.	2710 r.p.m.	2710 r.p.m.
Sound pressure level at 3 m	46 dB(A)	46 dB(A)	46 dB(A)	46 dB(A)	46 dB(A)	46 dB(A)
Weight	46 kg	46 kg	46 kg	46 kg	45 kg	45 kg
Enclosure class	41 IP	41 IP	41 IP	41 IP	41 IP	41 IP
Duct connection	125 mm	125 mm	125 mm	125 mm	125 mm	125 mm
Max. flow	385.20107856302 m³/h	385.20107856302 m³/h	385.20107856302 m³/h	385.20107856302 m³/h	385.20107856302 m³/h	385.20107856302 m³/h
Max. pressure	532 Pa	532 Pa	532 Pa	532 Pa	532 Pa	532 Pa
Voltage range	220-240 V	220-240 V	220-240 V	220-240 V	220-240 V	220-240 V

SOUND DATA	Flow (m³/h)	L _{wa} tot dB (A)	63Hz	125Hz	250Hz	500Hz	1KHz	2KHz	4KHz	8KHz
5. Surrounding Lw dB(A) 10V	302	54	33	47	51	44	36	35	33	31
5. Extract Lw dB(A) 10V	302	61	50	58	56	48	46	43	33	23
5. Supply Lw dB(A) 10V	328	77	64	64	68	70	70	71	67	67
4. Supply Lw dB(A) 8V	302	76	60	62	66	69	68	70	65	65
3. Supply Lw dB(A) 6V	263	73	58	60	64	66	66	66	62	61
2. Supply Lw dB(A) 4V	209	69	55	57	61	61	63	60	57	54
1. Supply Lw dB(A) 2V	140	62	52	51	55	54	58	52	48	41

DIMENSIONS

Voltage steps

1	2	3	4	5
2V	4V	6V	8V	10V



HERU 90 LP EC



RIGHT-HAND DESIGN with cooker hood connection

