

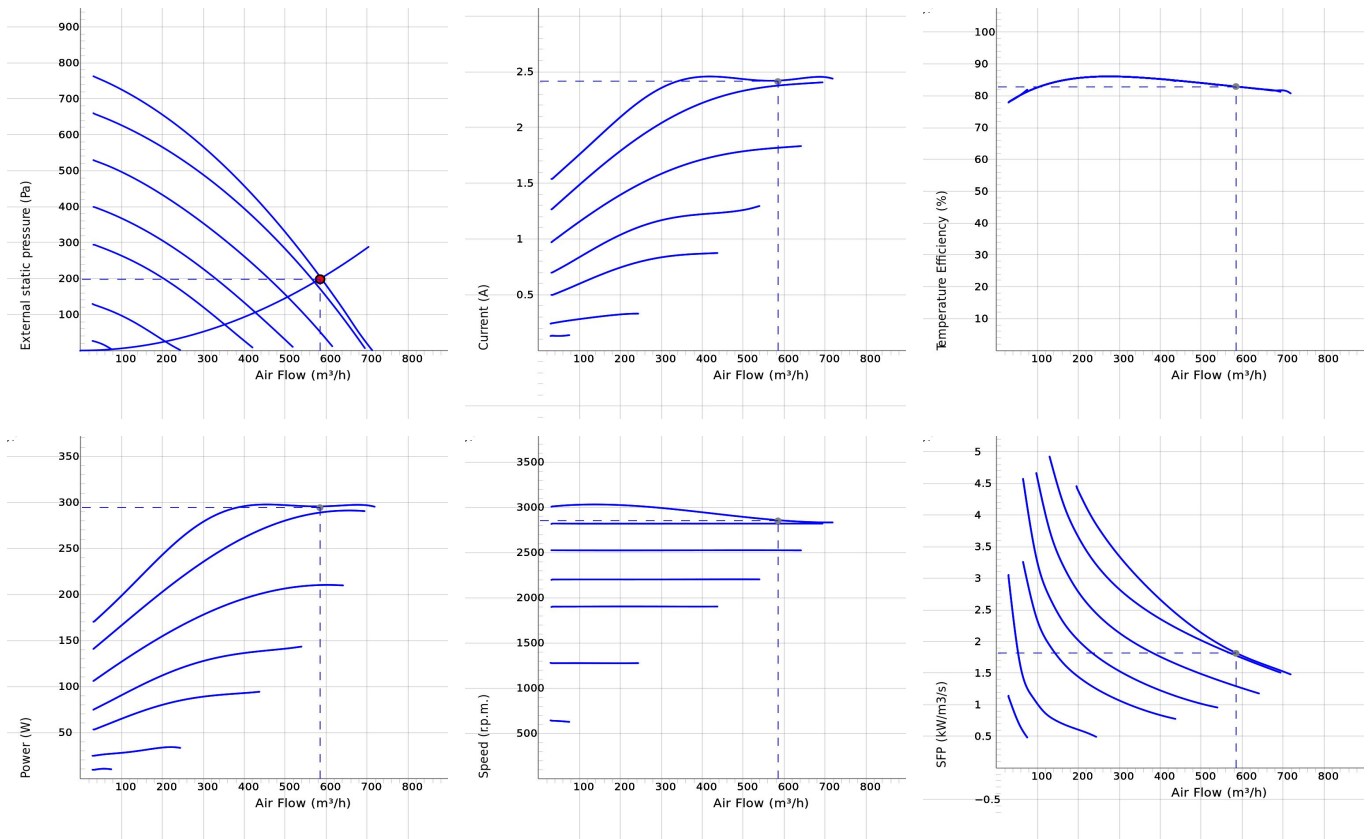
HERU 160 S EC



- Model with side connections.
- Designed for supply and exhaust air ventilation with energy recovery.
- Suitable for installation in apartments, small houses, offices and other premises where there are stringent requirements on the indoor environment.
- High temperature efficiency, low energy consumption (SFP), low sound level, high operating reliability and provides clean indoor air.
- Unique design minimizes all thermal bridges.
- Easy to handle with a wireless IQ CONTROL with 4,3" touch display for operation and monitoring.
- Integrated Modbus communication. No accessories needed.
- App controlled via cloud service.
- Easy installation wizard.
- Scheduled operation.
- Supports use of presence sensors.
- Airflow is generated by two silent radial fans with EC motors and impellers with backward curved blades.
- The fans are connected using quick connectors and are very easy to remove for cleaning.
- A regenerative, non-hygroscopic, aluminum rotating heat exchanger located in the center of the unit. The heat exchanger can easily be removed for cleaning.
- Delivered with bag filter ISO ePM1 65% as standard, for both extract and supply air. The filters are very easy to change.
- Integrated controls for heating/cooling. Increases thermal comfort by heat recovery or night cooling.
- Integrated electric heater.
- The interior of the unit is constructed of galvanized steel sheet. The exterior is made of galvanized and Aluzinc steel sheet. Exterior corrosivity class C4.
- 50 mm insulation.
- For placement in warm or cold areas.
- Comes in right-hand design as standard, but can easily be rebuilt to left-hand design.
- HERU 100S and HERU 160S are equipped with wall plug. HERU 200S and HERU 300S comes with cable for fixed installation.

NOTE! The warranty of HERU is only valid if accessories/equipment (e.g. filters) from H. Östberg AB are used.

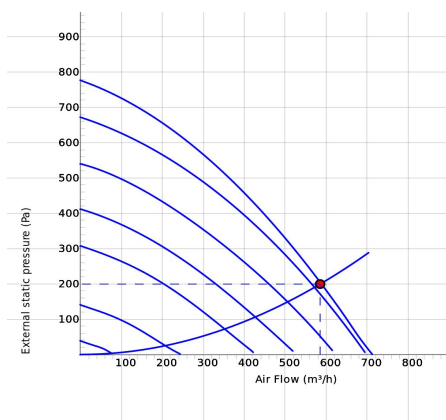
DIAGRAMS



Work Point

Air Flow (m³/h) 585	External static pressure (Pa) 199	Power (W) 294	Speed (r.p.m.) 2849	Current (A) 2.41	Efficiency (%) 82.9	SFP (kW/m³/s) 1.81	Voltage (V) 9.82
---------------------------	---	------------------	------------------------	---------------------	------------------------	-----------------------	---------------------

SOUND DATA



	Tot	63	125	250	500	1k	2k	4k	8k
Supply Lw dB(A)	76	59	59	70	72	68	68	63	54
Extract Lw dB(A)	66	52	56	62	61	52	45	34	18
Surrounding Lw dB(A)	48	42	44	42	39	33	34	29	27
Surrounding Lp dB (A) 3m	41								

Work Point

Air Flow (m³/h) 585	External static pressure (Pa) 199	Power (W) 294	Speed (r.p.m.) 2849	Current (A) 2.41	Efficiency (%) 82.9	SFP (kW/m³/s) 1.81	Voltage (V) 9.82
---------------------------	---	------------------	------------------------	---------------------	------------------------	-----------------------	---------------------

TECHNICAL DATA

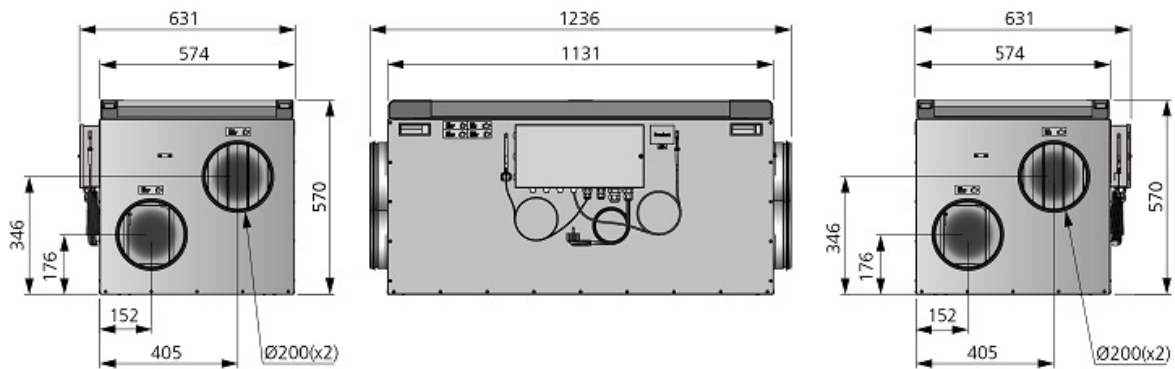
HERU 160 S EC-y1 8010781

Parameter	Value	Unit
Voltage	230	V
Phase	1	~
Frequency	50	Hz
Power	2020	W
Power, fans	301	W
Power, heater	1700	W
Current	9.9	A
Current, fans	2.44	A
Current, heater	7.39	A
Speed	2860	r.p.m.
Sound pressure level at 3 m	41	dB(A)
Weight	77	kg
Enclosure class	41	IP
Duct connection	200	mm
Max. flow	720.00201600564	m ³ /h
Max. pressure	774	Pa
Voltage range	220-240	V

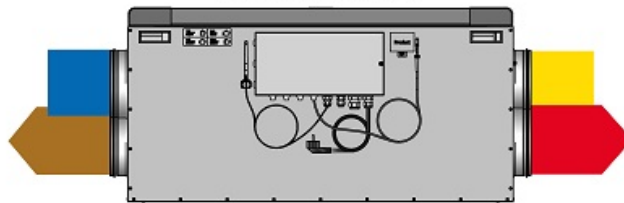
ECODESIGN

Parameter	Value	Unit
(a) Manufacturer	Östberg	-
(b) Model code	HERU 160 S EC	-
(c) SEC value	-41.5	kWh/m ²
SEC class	A	-
(d) Declared type	RVU / BVU	-
(e) Type of drive	Variable speed drive	-
(f) Type of heat recovery	Regenerative	-
(g) Thermal efficiency	84	%
(h) Max. flow rate (@100Pa)	650	m ³ /h
(i) Power at max. flow rate	297	W
(j) Sound power level	43	dB LwA
(k) Reference flow rate	0.126	m ³ /s
(l) Reference pressure difference	50	Pa
(m) SPI	0.32	W/(m ³ /h)
(n) Type of control	Local demand control	-
(o) External (and internal) leakage rate	0.75 (2.86)	%
(p) Mixing rate	N/A	-
(q) Visual filter warning	In remote control	-
(r) Instruction supply/exhaust grilles	See manual	-
(s) Disassembly instructions	fsp.ostberg.com	-
(t) Airflow sensitivity	N/A	-
(u) Air tightness	N/A	m/s
(v) AEC	169	kWh
(w) AHS average	4599	kWh
AHS warmer	2080	kWh
AHS colder	8997	kWh

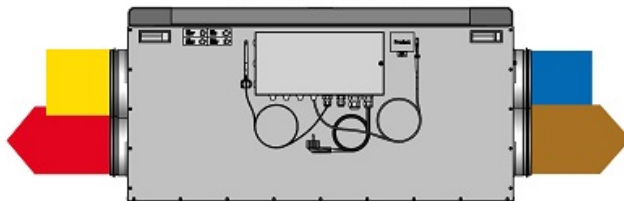
DIMENSIONS



RIGHT-HAND DESIGN



LEFT-HAND DESIGN



ENGLISH

- Supply air
- Extract air
- Exhaust air
- Fresh air

SVENSKA

- Tilluft
- Frånluft
- Avluft
- Utluft

DEUTSCH

- Zuluft
- Abluft
- Fortluft
- Frischluft

SUOMI

- Tuloilma
- Poistoilma
- Jäteilma
- Ulkoilma

ITALIANO

- Aria di immissione
- Aria di estrazione
- Sfiato
- Aria esterna

POLSKI

- Powietrze nawiew
- Powietrze wywiew
- Powietrze usuwane
- Powietrze z zewnątrz

ACCESSORIES

Mechanical accessories



Filter Kit HERU 160 S
NextGen



Outside wall hood
200



Silencer LDC 200

Electrical accessories



IQC Touch display



Active dock holder
IQC



Firmware HERU IQC



HERU IQ App



Heater Kit Water,
HERU 160 S NextGen



Room sensor



Carbon dioxide
sensor CO2



Humidity/temperature
sensor



Freeze protection
sensor



Duct sensor



Damper motor